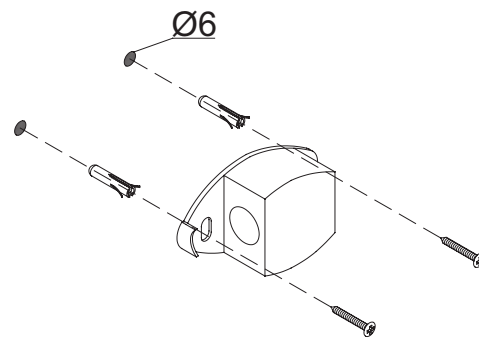
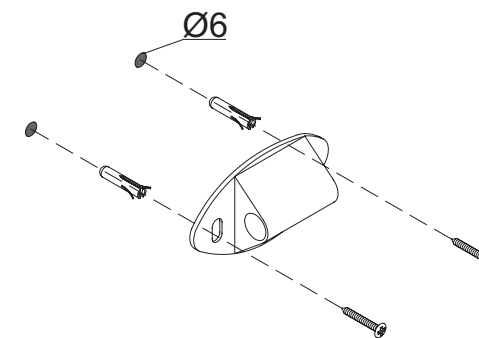


COD. F17AGNxx01

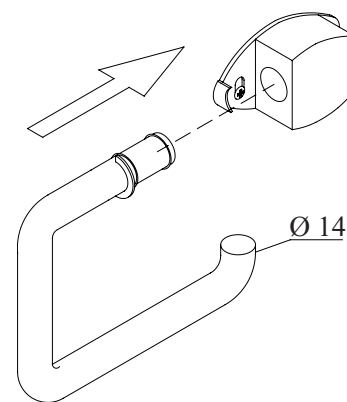


1

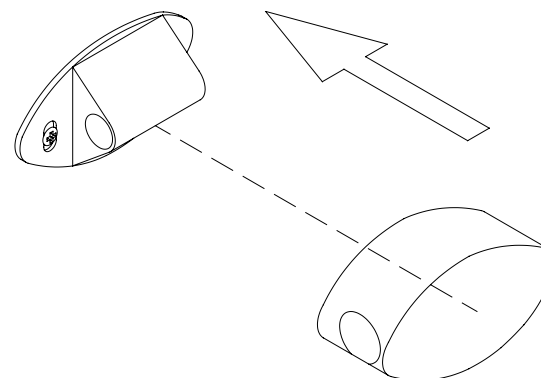
COD. F17AGNxx04



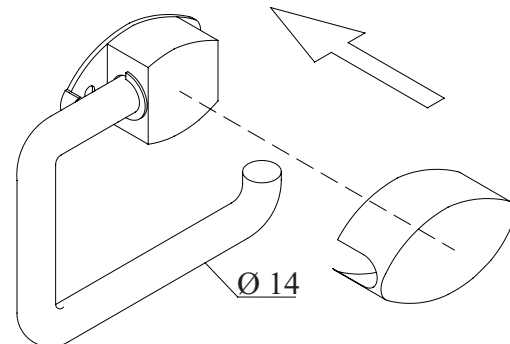
1



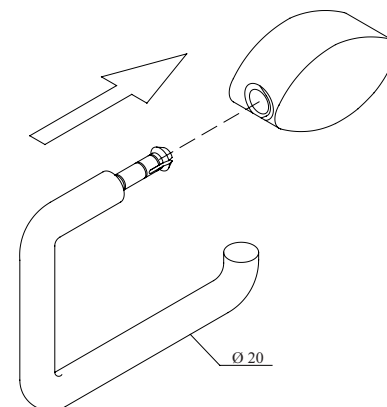
2



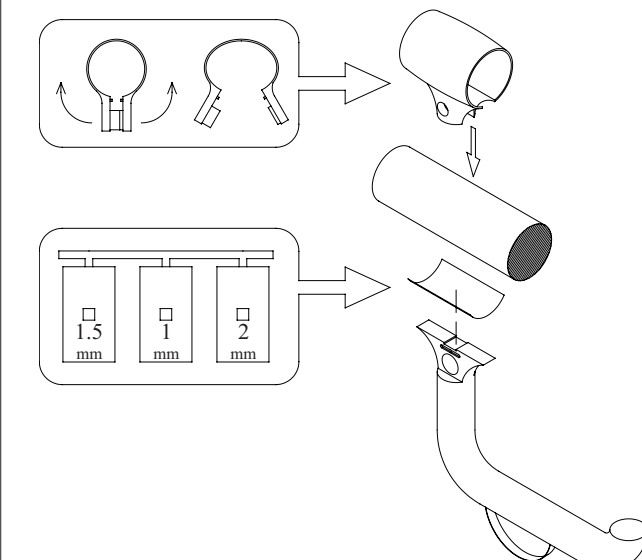
2



3



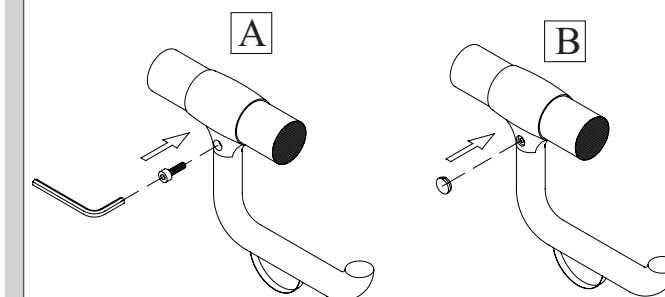
3



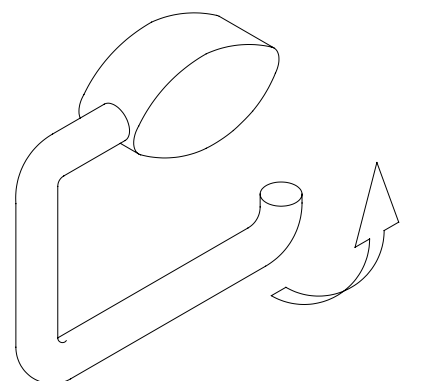
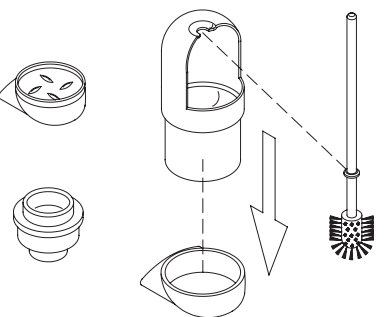
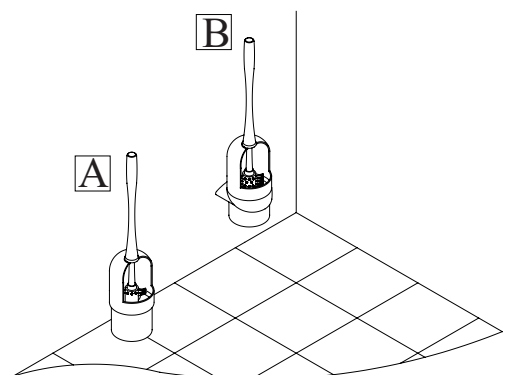
Utilizzare lo spessore adeguato in base alla serie acquistata
 Use the thickness best suited to the series purchased
 Utiliser l'épaisseur voulue selon le série choisie
 Verwenden Sie passend zum gekauften Serientyp die richtige Stärke
 Usar el espesor adecuado según la serie que se ha comprado

1 mm. - PAINT - POLYCOLOR series
 1,5/2 mm. - TUBOCOLOR - MORPHOS - MAXIMA series
 2 mm. CHROMO32 - STEEL series

1

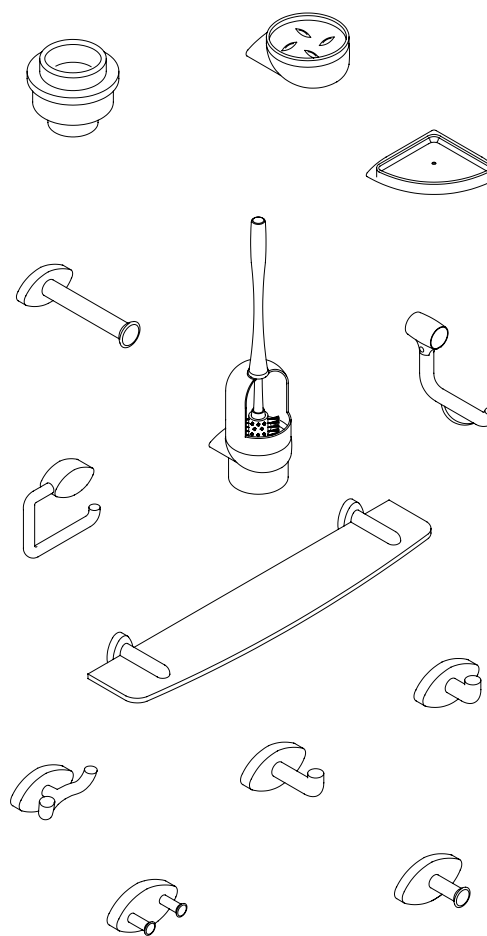


2

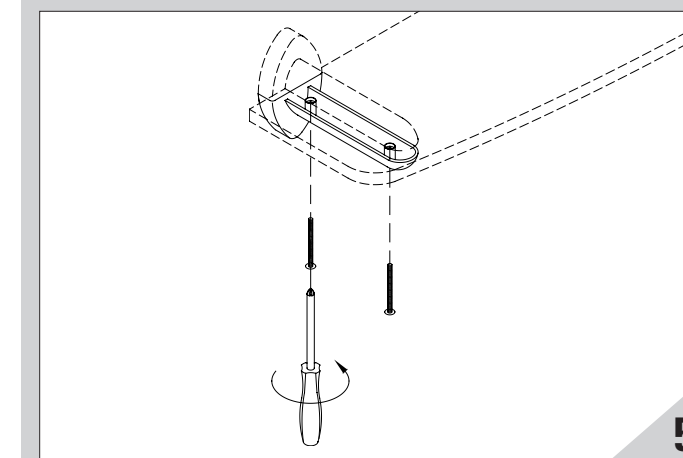
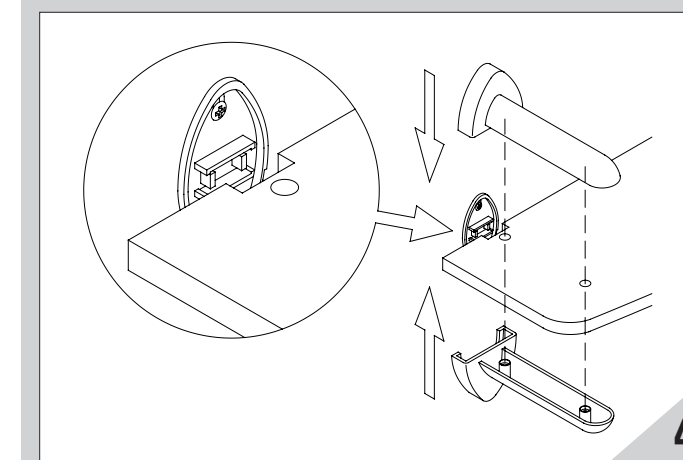
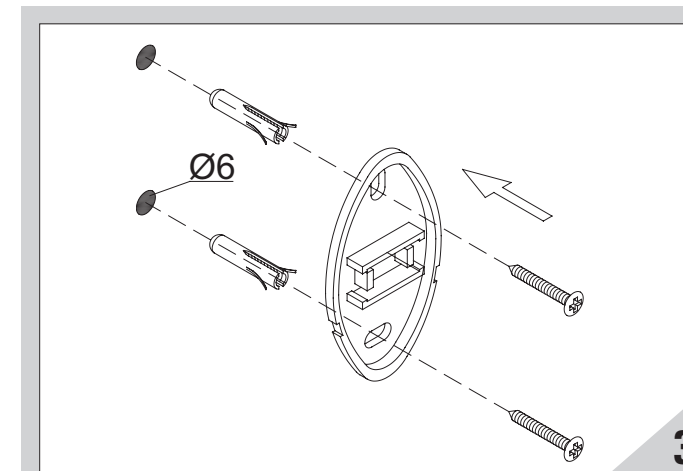
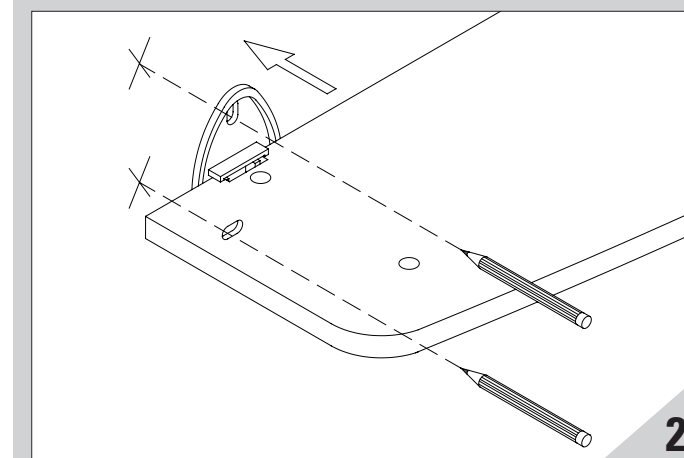
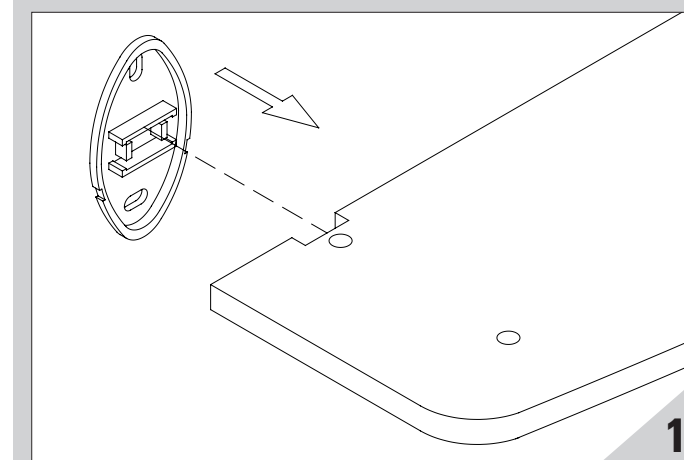
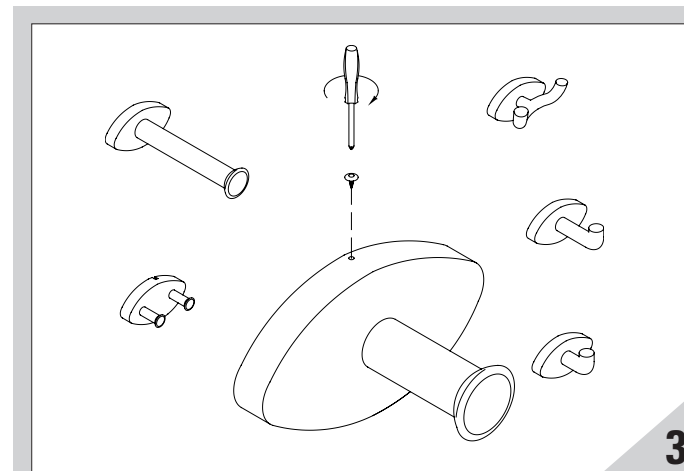
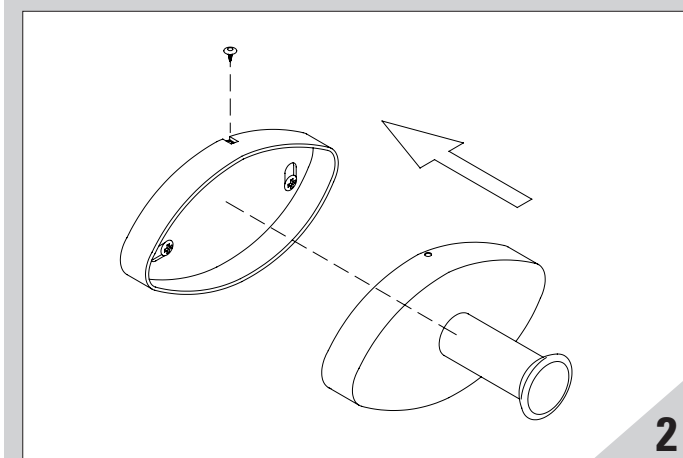
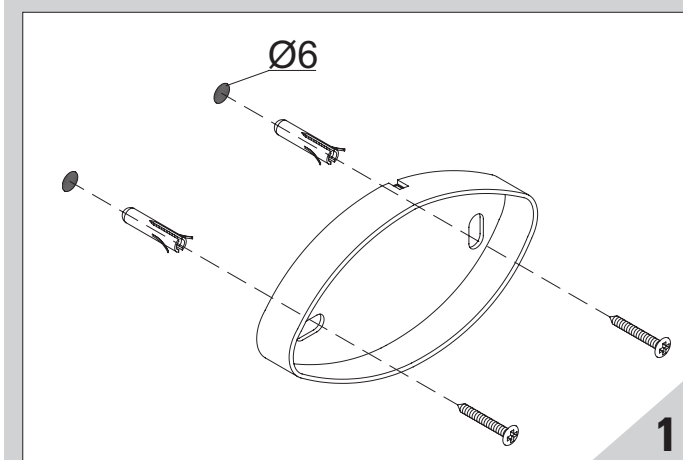
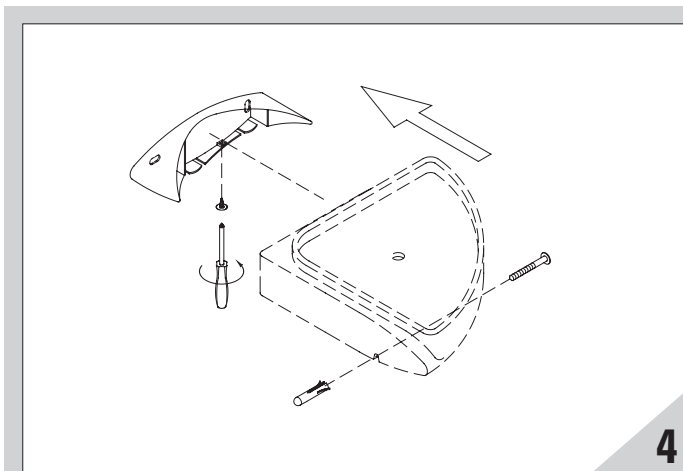
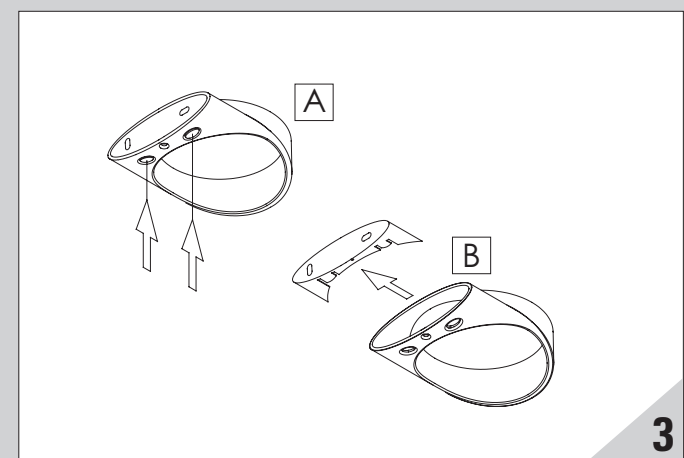
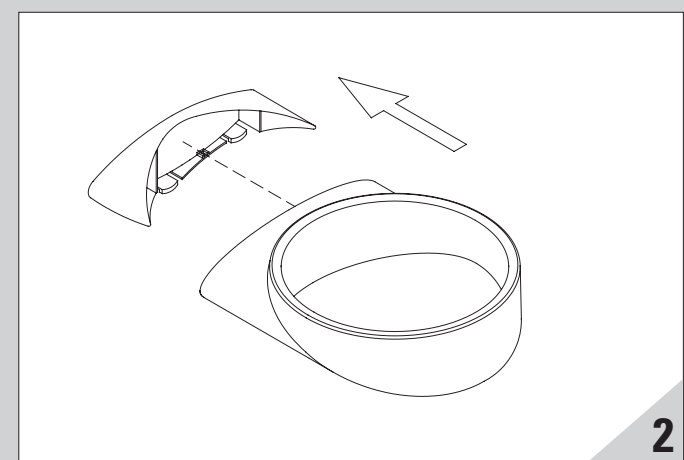
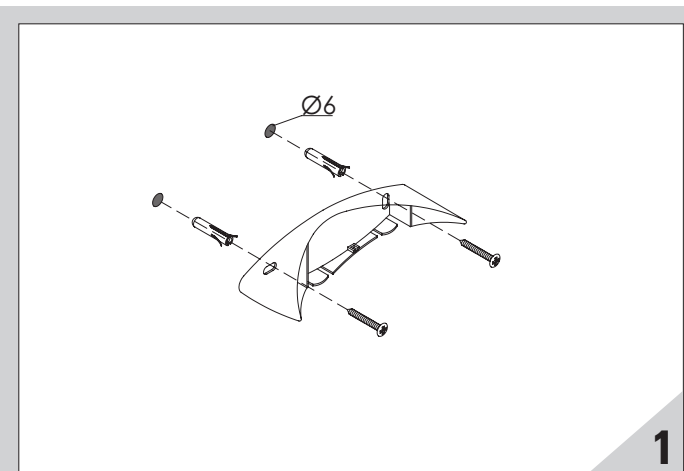


PONTE GIULIO®

ACCESSORIES



- I** ISTRUZIONI DI MONTAGGIO
- GB** ASSEMBLY INSTRUCTIONS
- F** INSTRUCTION DE MONTAGE
- D** ANLEITUNG DIE MONTAGE
- E** INSTRUCCIONES PARA EL MONTAJE

**I**

È OBBLIGATORIO verificare sempre la sufficiente solidità della costruzione in muratura (parete). Se necessario usare tasselli speciali. In caso di dubbio interpellare un fornitore specializzato in sistemi di fissaggio.

Per la pulizia si consiglia l'utilizzo di un panno morbido, umido, imbevuto con acqua, alcool o sapone.

NON UTILIZZARE prodotti aggressivi e/o a base acida. Per la pulizia non utilizzare panni abrasivi e/o ruvidi.

ATTENZIONE: Non utilizzare fonti di aria calda sulle parti in plastica.

GB

IT IS REQUIRED to verify a sturdy wall surface or backing plate. If necessary, use special anchor device.

In case of doubt contact a supplier specialized in hardware fixing systems. For cleaning a soft cloth, soaked in water, alcohol or soap, is recommended. DO NOT USE aggressive and/or acid-based products. For cleaning do not use abrasive and/or rough cloths.

WARNING: do not use hot air on the plastic parts.

F

IL EST OBLIGATOIRE de vérifier toujours la solidité de la construction en maçonnerie (mur). Si nécessaire, utiliser des chevilles spéciales. En cas de doute, faire appel à un fournisseur spécialisé en systèmes de fixation.

Pour le nettoyage, il est conseillé d'utiliser un linge doux, humide, imbibé d'eau, d'alcool ou de savon.

NE PAS UTILISER de produits agressifs e/o à base d'acide. Pour le nettoyage, ne pas utiliser de linges abrasifs e/o rugueux.

ATTENTION: ne pas utiliser des sources d'air chaud sur les parties en plastique.

D

DIE AUSREICHENDE Stabilität der Mauerkonstruktion (Wand) immer überprüfen. Wenn erforderlich, müssen Spezialdübel verwendet werden. Im Zweifelsfall muss ein Spezialist für Befestigungssysteme herangezogen werden.

Für die Reinigung wird ein weiches, angefeuchtetes empfohlen, das mit Wasser, Alkohol oder Seife getränkt ist.

KEINE AGRESSIVEN oder säurehaltigen Produkte verwenden. Für die Reinigung keine rauhen und/oder Scheuertücher verwenden.

ACHTUNG: keine Luftwärmequellen auf den Kunststoffteilen verwenden.

E

ES OBLIGATORIO verificar siempre la suficiente resistencia de la mampostería (pared). Si necesario usar tacos especiales. En caso de duda interpellar a un suministrador especializado en sistemas de fijación.

Para la limpieza se aconseja utilizar un paño suave, húmedo, impregnado en agua, alcohol o jabón.

NO UTILIZAR productos agresivos y/o de base ácida. Para la limpieza no utilizar paños abrasivos y/o ásperos.

ATENCIÓN: no utilizar fuentes de aire caliente sobre las partes de plástico.

PONTE GIULIO spa

Località Ponte Giulio - 05018 Orvieto (TR)/ITALY

Tel. +39-0763316044 Fax +39-0763316043

info@pontegiulio.it - www.pontegiulio.it

www.bagnosicuro.it