



Mirror with roll-formed channel frame and theft-resistant mounting:

- Standard Model 781-1824 (18" x 24") **Bradex**[®]
- Standard Model 781-1830 (18" x 30") **Bradex**[®]
- Standard Model 781-1836 (18" x 36") **Bradex**[®]
- Standard Model 781-18362 (18" x 36", tempered glass) **Bradex**[®]
- Standard Model 781-2430 (24" x 30") **Bradex**[®]
- Standard Model 781-2436 (24" x 36") **Bradex**[®]
- Standard Model 781-24362 (24" x 36", tempered glass) **Bradex**[®]
- Standard Model 781-2448 (24" x 48") **Bradex**[®]
- Standard Model 781-2460 (24" x 60") **Bradex**[®]
- Model 781-XXXX (Specify width and height)

Product Materials

FRAME: one-piece, roll-formed stainless steel with bright annealed finish. Channel is 3/4" x 3/4" x 7/16" with 90° mitered corners. Double strength continuous integral stiffener on all sides for added strength.

BACK: galvanized steel.

MIRROR: first quality 1/4" float glass, thermosetting infrared cured paint backing with Poly-Glaze protective finish. Manufactured in accordance with ASTM C 1036 and ASTM C 1503. All edges protected by shock-absorbing, neoprene tubing. The back of the mirror is protected by a sheet of 1/4" extruded polystyrene, which is placed between the mirror and the galvanized steel.

MOUNTING BRACKETS: 18 gauge cold rolled steel.

Optional Features

Features	Suffix
<input type="checkbox"/> 1/4" tempered glass mirror in lieu of polished float glass mirror*	-2
<input type="checkbox"/> Laminate glass	-3
<input type="checkbox"/> Highly polished No. 8 architectural finish, 20 gauge stainless steel in lieu of polished float glass mirror	-4
<input type="checkbox"/> Bright annealed 20 gauge stainless steel in lieu of polished float glass mirror	-5
<input type="checkbox"/> Plexiglas [®]	-6

*Either the Length (L) or the Width (W) must be greater than 25".

- An inherent characteristic of a manufacturing process for tempered glass is distortion which may vary from mirror to mirror.
- Stainless steel mirrors will differ in optic quality from glass mirrors.
- In larger sizes, stainless mirrors are subject to distortion and/or "oil canning" for which Bradley Corporation cannot accept responsibility.
- Bradley mirrors are not field interchangeable from horizontal to vertical or vice versa. **Always specify width first.**

Orders composed of products indicated as **Bradex**[®] will be available to ship in three days after receipt of order at the factory. There is no pricing penalty for this service from Bradley.

Page 1 of 2 7/17/2017
This information is subject to change without notice.
Bradley_Mirror_781



Installation

Verify all rough-in dimensions prior to installation. Secure concealed mounting bracket to wall with screws (not included) at holes provided. Mounting kits available through Bradley (ref. #899-026). For more information, visit bradleycorp.com. Provide in-wall backing at mounting screw locations. Position mirror over mounting bracket to engage hanger tabs. Slide mirror down and lock into position.

Guide Specification

Mirror shall be framed with one-piece, roll-formed stainless steel with 3/4" face and neatly mitered corners. Double -strength continuous integral stiffener on all sides. Back of unit shall be galvanized steel. Separate brackets for concealed mounting. Mirror shall be of first quality 1/4" polished float glass, guaranteed for 15 years against silver spoilage and protected by shock-absorbing, neoprene tubing with Poly-Glaze protective finish.

Framed Mirror shall be Bradley Model 781-_____ " W x _____ " H (specify width and height).

ADA Compliant

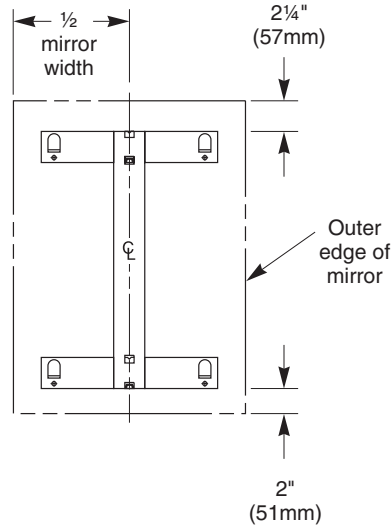
- Consult local and national accessibility codes for proper installation guidelines.
- Conformity and compliance to local and national codes is the responsibility of the installer.

© 2017 Bradley
P.O. Box 309, Menomonee Falls, WI 53052-0309
800 BRADLEY (800 272 3539) +1 262 251 6000
bradleycorp.com

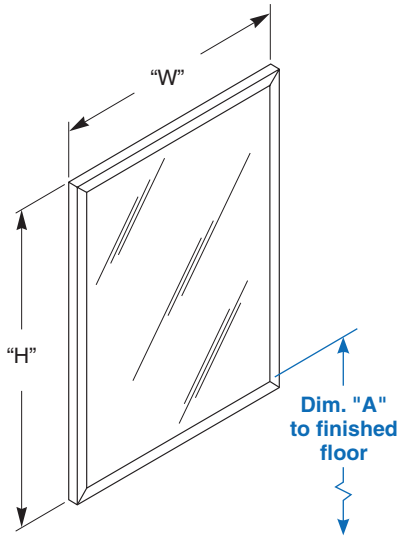
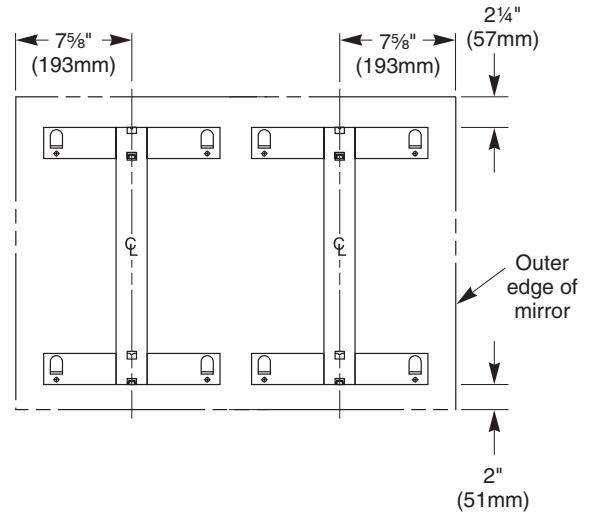


Dimensions

MIRRORS 30" WIDE AND UNDER



MIRRORS OVER 30" WIDE



Bradex® Models

Width (Inches) W	Height (Inches) H	Overall Dimension (Inches)	Overall Dimensions (Millimeters)	Standard Model Number
18"	24"	18 x 24	457 x 610	781-1824
18"	30"	18 x 30	457 x 762	781-1830
18"	36"	18 x 36	457 x 914	781-1836
18"	36"	18 x 36	457 x 914	781-18362
24"	30"	24 x 30	610 x 762	781-2430
24"	36"	24 x 36	610 x 914	781-2436
24"	36"	24 x 36	610 x 914	781-24362
24"	60"	24 x 60	610 x 1524	781-2460
24"	48"	24 x 48	610 x 1219	781-2448
36"	36"	36 x 36	914 x 914	781-3636

Model 781 series channel-framed mirrors can be fabricated to fit a maximum size of 120"W x 72"H but must not exceed 40 sq ft.

Dim. "A" Key Surface:	For Dim. "A"	Bottom of Unit
Mirror's bottom edge of the reflecting surface to finished floor	40" (1016mm)	39 1/4" (997mm)
	37" (940mm)	36 1/4" (921mm)
	34" (864mm)	33 1/4" (845mm)
Rough wall opening:		
Surface Mount:	No rough wall opening, see overall dimensions	

Orders composed of products indicated as **Bradex®** will be available to ship in three days after receipt of order at the factory. There is no pricing penalty for this service from Bradley.

Page 2 of 2
7/17/2017
This information is subject to change without notice.
Bradley_Mirror_781

© 2017 Bradley
P.O. Box 309, Menomonee Falls, WI 53052-0309
800 BRADLEY (800 272 3539) +1 262 251 6000
bradleycorp.com