



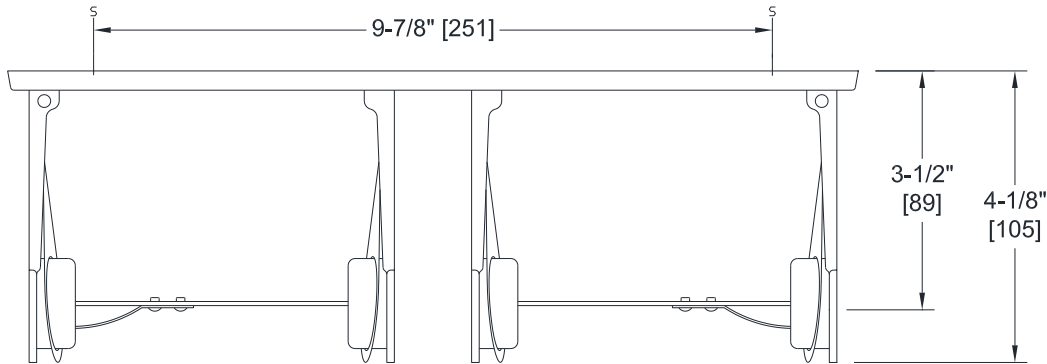
AMERICAN SPECIALTIES, INC.
 441 Saw Mill River Road, Yonkers, NY 10701
 (914) 476.9000 • (914) 476.0688
 www.americanspecialties.com

MODEL №: 0715

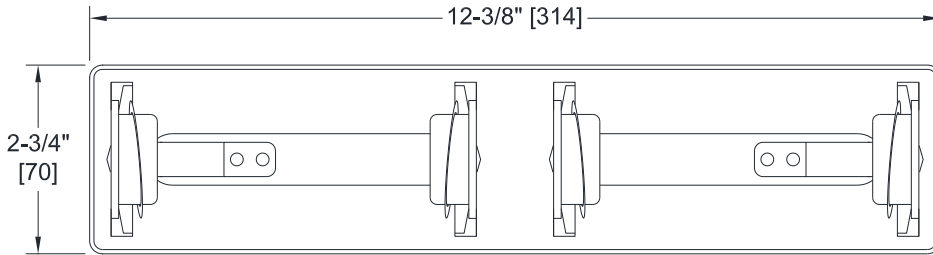
ISSUED: 01-87

REVISED: 29 JUL 2019

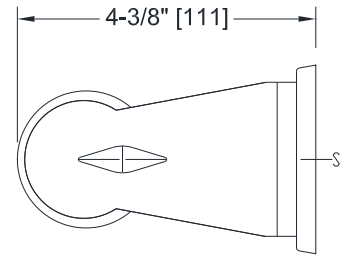
SURFACE MOUNTED DUAL ROLL TOILET PAPER HOLDER



TOP VIEW



FRONT VIEW



NOTE SIDE VIEW

ALL DIM'S INCH [MM]

ILLUSTRATION FOR REF ONLY AND NTS

FOR CLEANING INSTRUCTIONS SEE APPROPRIATE SECTIONS
 IN PRODUCT CARE & MAINTENANCE BULLETIN (PCM) ON ASI WEBSITE

SPECIFICATION

Surface Mounted Dual Roll Toilet Paper Holder shall hold two (2) rolls of standard core size toilet tissue up to 5" Dia [Ø127] and 4-1/8" [105] to 4-3/4" [121] wide. Unit shall be 18 gauge chrome-plated steel with high polish. Brake-springs shall allow free delivery for each roll of toilet paper while preventing over-spin paper roll-off due to fast-pull. Roll core prevents access to release-catch spring and roll shall be non-removable until tissue is depleted.

Surface Mounted Dual Roll Toilet Paper Holder shall be Model № 0715 of American Specialties, Inc., 441 Saw Mill River Road, Yonkers, NY 10701-4913

INSTALLATION

For general utility, mount unit 32" [813] AFF (Above Finished Floor) from center line of holder. Surface mount and secure holder to wall with two (2) № 10 self threading screws (supplied by others) through mounting slots in back plate. For compliance with 2010 ADA Accessibility Standards and 2015 ABA Standards install unit so that center line of roll is 7" [178] min front of the water closet to 9" [229] max and outlet of roll is 15" [381] min AFF to 48" [1219] max AFF.

OPERATION

Toilet paper is dispensed with free delivery from each roll while preventing over-spin from fast-pull. Roll is replaced on a cycle determined by maintenance needs. Roll cores prevent access to release catches and must be removed to allow end support arms to swing away for service roll replacements.